

# 5Cities Homeless Coalition February 2025 Program Report

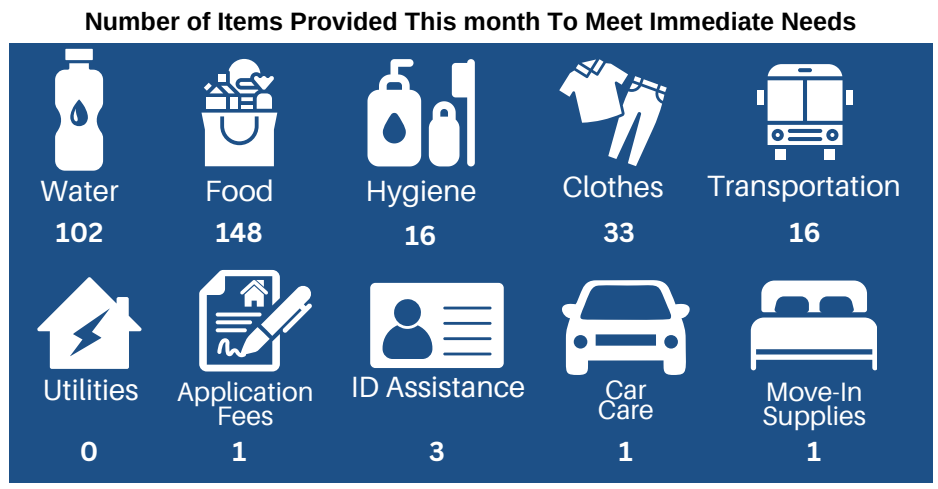
Fiscal Year to Date  
07/01/2024  
to  
06/30/2025



5cities homeless coalition  
resources. support. hope.

## Problem Solving & Coordinated Entry

5CHC's assistance begins with a standardized assessment (utilized by Homeless Service Providers throughout the County). This problem-solving service helps those in need to identify action steps and provides assistance to prevent homelessness, or if necessary, connects them with services to help stabilize their housing situation. 5CHC's Housing Navigation Center also offers access to computer, internet, phone, mailing address, food, and supplies.




\*To learn more, visit [www.5CHC.org](http://www.5CHC.org)

## Outreach - Street To Home

5CHC's Outreach Team provides food and essential services to those who are chronically homeless living in South County, while helping them transition to affordable housing and supportive services. 5CHC's Outreach Team has specialized knowledge of the challenges faced by living "on the street" and provides a bridge to community services such as housing, health care and substance use treatment.

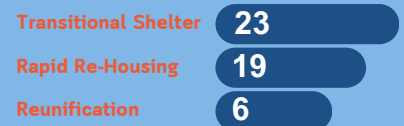
### New Individuals Connected to Resources This Month

**7**  
Total New Individuals Connected to Resources this Year: 92  
Total Individuals Served this Year: 282



### 24/25 Fiscal Year Success

**48 Successful Exits**



## Homeless Youth

5CHC recognizes homeless youth as a special subpopulation with unique needs and barriers to housing stability. 5CHC provides outreach and case management services to homeless youth ages 16-24 tailored to address the specific needs of this population. Youth are supported with immediate needs, education, job development, and housing assistance.

### Total # of Case Managed Youth This Month



### New Contacts Made This Month

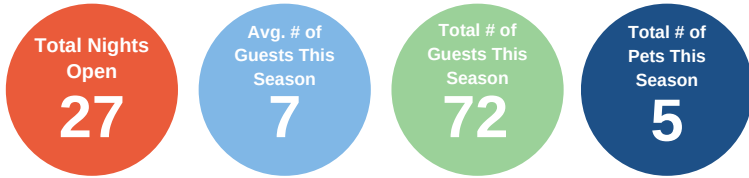


### Youth Who Gained New Housing, Employment, Benefits, or Education This Month



# Shelter Services

2024-2025 Season To Date



**Warming Center** - During inclement weather, 5CHC operates an overnight warming center to provide a safe, warm, and dry place for families and individuals on nights with specific forecasts of rainy or cold weather. To be notified of when the center will be activated, please call or text "Add Me" to (805) 295-1501.

## Shelter Services - Transitional Housing

**Cabins for Change & Balay Ko on Barca** – 5CHC’s offers 50 individual cabins in two locations to provide shelter for single adults and couples. These shelters incorporate dignity, compassion and structured guidance via an intensive case-managed, limited-stay program in partnership with the County of San Luis Obispo and Cities of Grover Beach, Arroyo Grande and Pismo Beach. Currently there are 327 people on 5CHC’s wait list for this program.

### Transitional Housing Success This Month

CABINS

**Cabins FOR CHANGE**  
Total Participants Since Opening: 121

Days Open  
**799**  
Opened 12/23/2022

Average Stay  
**125**  
Program Timeline: 90- 180 Days

Permanently Housed  
**4**  
Total Housed Since Opening: 63

BUNGALOWS

**Balay Ko on Barca**  
MY HOME FOR HOPE  
Total Participants Since Opening: 56

Days Open  
**242**  
Opened 07/01/2024

Average Stay  
**87**  
Program Timeline: 90- 180 Days

Permanently Housed  
**1**  
Total Housed Since Opening: 16

**% Graduated Into Permanent Housing Since Opening**

Cabins for Change  
**59%**

Balay Ko on Barca  
**50%**

## Housing Navigation Services

5CHC offers housing navigation services to help county residents regain stable housing or prevent the loss of their home after experiencing a housing crisis. 5CHC provides personalized case management stabilization services and financial assistance for deposit, rent and immediate needs, depending on income eligibility.

### Rapid Re-Housing - Permanently Housed

This Month:

- New Households: 9
- Continuing Households: 0

Case Management:

- 5CHC Case Managed: 7
- Partner Case Managed: 2

**97**  
Total Year to Date

### Financial Assistance This Month

- Total Deposit/ Incentives: \$8,800.00
- Avg/ Household: \$977.78
- Total Rent: \$116.00
- Avg/ Household: \$116.00

**Total Year To Date: \$210,213.00**

### Prevented Homelessness

This Month:

- New Households: 17
- Continuing households: 10

Case Management:

- 5CHC Case Managed: 21
- Partner Case Managed: 6

**124**  
Total Year to Date

### Financial Assistance This Month

- Total Deposit: \$5,800.00
- Avg/ Household: \$1,450.00
- Total Rent: \$36,242.69
- Avg/ Household: \$1,342

**Total Year To Date: \$333,227.39**